


DEFENSOR TS T IR 1C IP55 WH

Item number ED10025464
GTIN 4015120025464



Product description

- Twilight switch with time switch
- Time-dependent operating modes can be selected
- Password protection against unauthorised parameterisation
- Factory settings ensure immediate operability
- Easy to configure using the ESY Pen and ESY app

Offers special product features like:

- Time-dependent operating modes
- Simple parameterisation, remote control and documentation with ESY-Pen and ESY-App

Technical data

GENERAL	
Device category	Twilight switch
Product information	Please note the Explanation of circuit breaker in the download area of the product!
User interface	IR remote control
Remote controllable	✓
Conformity	CE, EAC, RoHS, WEEE
Warranty	5 years
ATTACHMENT	
Installation type	Surface mounting
Installation position	Wall
Installation dimension	Installation length: 108 mm x Installation width: 92 mm x Installation depth: 46 mm
Type of connection	Push terminal
Connectable wire cross section	0.5 – 2.5 mm ²
Number of contacts	5
HOUSING	
Dimensions	Length 108 mm x Width 92 mm x Height/Depth 46 mm
Weight	172 g
Material	UV-resistant plastic
Protection type	IP55
Permissible ambient temperature	-25 °C...+50 °C
Relative humidity	10 – 90%, non-condensing
Impact resistance	IK07
Colour	white, similar to RAL 9003

ELECTRICAL VERSION	
Control system	ON/OFF
Protection class	II
Nominal voltage	220 – 240 V ~ / 60 Hz
In-rush current	800 A / 200 µs
Stand-by consumption	< 0.5 W
SENSORS	
Light measurement	Daylight
Level of brightness	2 – 500 lx
CHANNELS (LIGHTING / HVAC)	
Number of light channels	1
Push button input lighting	1
Push button input HVAC	–
Slave input	–
Switching delay from "dark to light"	180 s
Switching delay from "light to dark"	60 s
Integrated timer	✓
Channel	C1 Lighting
Function	Switching
Switching capacity	230 V/50 - 60 Hz 2300 W / 10 A (cos phi = 1), 1150 VA / 5 AX (cos phi = 0,5) 600 W LED
Switch contact	make contact / non-floating
Push button input	✓

DEFENSOR TS T IR 1C IP55 WH

Item number	GTIN
ED10025464	4015120025464

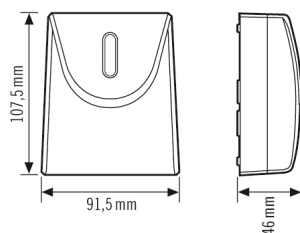
Factory settings

GENERAL		CHANNELS (LIGHTING / HVAC)	
Sensitivity	100 %	Channel	C1
		Operating mode	Twilight switch
		Level of brightness/switching threshold	20 lx

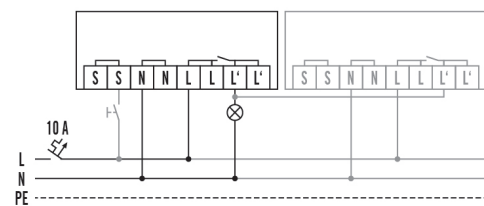
Accessories

Product designation	Item number	Product description	GTIN
Adapter			
DEFENSOR SPACER WH	EM10025426	Spacer for DEFENSOR series, white	4015120025426
Mounting			
DEFENSOR EDGE MOUNTING WH	EM10025419	Corner bracket for DEFENSOR series, white	4015120025419
Remote control			
ESY-Pen	EP10425356	ESY-Pen and ESY-App, two tools for every task: (1) Parameterisation, (2) remote control, (3) light measurement, (4) project management	4015120425356
DEFENSOR REMOTE CONTROL	EM10025501	IR-Fernbedienung für schnelles und bequemes Einstellen von Helligkeitsschaltwert, Nachlaufzeit, Erfassungssensitivität und anderen Parametern.	4015120025501
DEFENSOR REMOTE CONTROL USER	EM10025495	IR remote control for end users of the DEFENSOR series: Setting the level of brightness, the switch-off delay time (5 or 15 minutes) and light ON/OFF for 12 hours	4015120025495

Dimension drawing



Circuit diagram



Standard with optional control via a closing button and parallel wiring of max. ten devices.

Detailed product description

- Daylight-dependent switching of outdoor lighting
- Time-dependent operating modes
- Password protection against unauthorised parameterisation
- Factory settings ensure immediate operability
- High overvoltage protection (surge 2 kV, burst 4 kV)
- Simple installation thanks to the large wiring space and push terminals up to 2.5 mm²
- Through-wiring thanks to double diaphragm line entry, including for earthing cable with a diameter of 15 mm
- Easy to configure using the ESY Pen and ESY app
- Switching delay prevents switching errors due to temporary variations in brightness, such as those caused by weather conditions
- Zero-cross switching for LED switching that protects the relay

DATA SHEET



DEFENSOR TS T IR 1C IP55 WH

Item number	GTIN
ED10025464	4015120025464

- Switch input
- Impulse feature
- Special bracket for mounting on inner and outer corners, available as accessory